

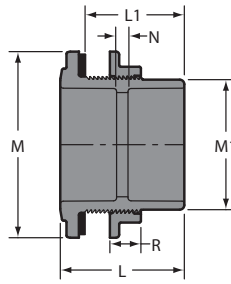
**Schedule 80 PVC Technical Information**  
**Schedule 80 Tank Adapters**



**NEW STYLE - TANK ADAPTER**

Socket x Socket  
 Dimensions Also Applicable  
 to 8170E-XXX & 8170V-XXX

150 psi @ 73°F



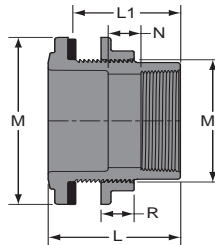
| Part Number | Size  | L       | L1      | M        | M1      | N       | R     | Approx. Wt. (Lbs.) |
|-------------|-------|---------|---------|----------|---------|---------|-------|--------------------|
| 8170-002    | 1/4   | 2-1/2   | 1-13/16 | 1-1/2    | 1-1/16  | 1-3/16  | 1/2   | .10                |
| 8170-003    | 3/8   | 2-1/2   | 1-27/32 | 1-5/8    | 31/32   | 7/8     | 1/2   | .11                |
| 8170-005    | 1/2   | 2-15/16 | 2-3/16  | 2-1/16   | 1-3/16  | 1-1/8   | 5/8   | .22                |
| 8170-007    | 3/4   | 2-15/16 | 2-3/16  | 2-1/4    | 1-5/8   | 15/16   | 5/8   | .26                |
| 8170-010    | 1     | 3-5/16  | 2-9/16  | 2-5/8    | 2       | 1-1/16  | 5/8   | .37                |
| 8170-012    | 1-1/4 | 3-7/16  | 2-5/8   | 3-1/8    | 2-5/16  | 15/16   | 5/8   | .42                |
| 8170-015    | 1-1/2 | 3-5/8   | 2-13/16 | 3-5/8    | 2-11/16 | 13/16   | 5/8   | .98                |
| 8170-020    | 2     | 4-1/8   | 3-1/4   | 4-7/8    | 3-1/4   | 1-1/16  | 3/4   | 1.28               |
| 8170-025    | 2-1/2 | 4-27/32 | 3-7/8   | 5-1/4    | 3-9/16  | 29/32   | 1     | 1.79               |
| 8170-030    | 3     | 5-1/2   | 4-1/2   | 6        | 4-9/16  | 1-11/16 | 1     | 2.62               |
| 8170-040    | 4     | 5       | 4       | 7-1/2    | 5-1/2   | 7/16    | 1-1/4 | 3.13               |
| 8170-080    | 8     | 8-5/8   | 7       | 12-15/16 | 10-1/4  | 1/2     | 1-1/2 | 16.02              |

Tank Adapter Referenced Dimension Tolerance = ± 1/16"

**NEW STYLE - TANK ADAPTER**

Socket x Fipt  
 Dimensions Also Applicable to  
 8171E-XXX & 8171V-XXX

150 psi @ 73°F



| Part Number | Size  | L       | L1      | M       | M1      | N       | R     | Approx. Wt. (Lbs.) |
|-------------|-------|---------|---------|---------|---------|---------|-------|--------------------|
| 8171-002    | 1/4   | 2-1/2   | 1-13/16 | 1-1/2   | 1-1/16  | 1-1/4   | 1/2   | .10                |
| 8171-003    | 3/8   | 2-1/2   | 1-13/16 | 1-5/8   | 1-3/16  | 1-3/16  | 1/2   | .11                |
| 8171-005    | 1/2   | 2-15/16 | 2-3/16  | 2-1/16  | 1-3/16  | 1-1/4   | 5/8   | .22                |
| 8171-007    | 3/4   | 2-15/16 | 2-15/32 | 2-1/4   | 1-5/8   | 1-3/16  | 5/8   | .25                |
| 8171-010    | 1     | 3-5/16  | 2-13/16 | 2-5/8   | 1-31/32 | 1-1/4   | 5/8   | .36                |
| 8171-012    | 1-1/4 | 3-13/32 | 2-27/32 | 3-3/32  | 2-5/16  | 1-17/32 | 5/8   | .50                |
| 8171-015    | 1-1/2 | 3-5/8   | 2-13/16 | 3-5/8   | 2-11/16 | 1-1/4   | 5/8   | .67                |
| 8171-020    | 2     | 4-1/8   | 3-1/4   | 4-7/8   | 3-1/4   | 1-5/8   | 3/4   | 1.32               |
| 8171-025    | 2-1/2 | 4-7/8   | 7/8     | 5-1/4   | 3-13/16 | 1-13/16 | 1     | 1.78               |
| 8171-030    | 3     | 5-1/2   | 4-1/2   | 6       | 4-9/16  | 2-3/16  | 1     | 2.61               |
| 8171-040    | 4     | 5       | 4       | 7-1/2   | 5-1/2   | 1-1/4   | 1-1/4 | 3.24               |
| 8171-060    | 6     | 4-31/32 | 4-1/16  | 10-1/16 | 7-11/16 | 1/16    | 1-1/4 | 5.65               |



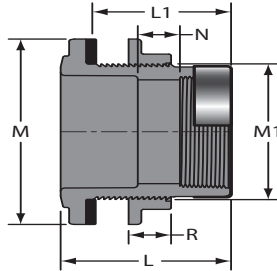
Schedule 80 PVC Technical Information  
**Schedule 80 Tank Adapters**

**NEW STYLE - TANK ADAPTER**

Socket x SR Fipt

Dimensions Also Applicable to  
 8171E-XXXSR & 8171V-XXXSR

150 psi @ 73°F



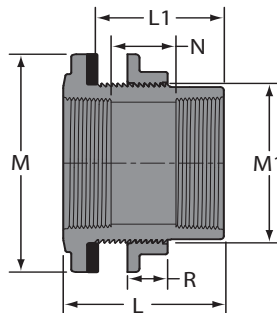
| Part Number | Size  | L       | L1      | M       | M1      | N       | R     | Approx. Wt. (Lbs.) |
|-------------|-------|---------|---------|---------|---------|---------|-------|--------------------|
| 8171-002SR  | 1/4   | 2-1/2   | 1-13/16 | 1-1/2   | 1-1/16  | 1-1/4   | 1/2   | .11                |
| 8171-003SR  | 3/8   | 2-1/2   | 1-13/16 | 1-5/8   | 1-3/16  | 1-3/16  | 1/2   | .12                |
| 8171-005SR  | 1/2   | 2-15/16 | 2-1/4   | 2-1/16  | 1-7/32  | 1-9/32  | 5/8   | .22                |
| 8171-007SR  | 3/4   | 2-15/16 | 2-3/16  | 2-1/4   | 1-5/8   | 1-1/4   | 5/8   | .26                |
| 8171-010SR  | 1     | 3-5/16  | 2-13/16 | 2-5/8   | 1-31/32 | 1-1/4   | 5/8   | .36                |
| 8171-012SR  | 1-1/4 | 3-13/32 | 2-5/8   | 3-3/32  | 2-5/16  | 1-17/32 | 5/8   | .50                |
| 8171-015SR  | 1-1/2 | 3-5/8   | 2-13/16 | 3-5/8   | 2-11/16 | 1-1/4   | 5/8   | .70                |
| 8171-020SR  | 2     | 4-1/8   | 3-1/4   | 4-7/8   | 3-1/4   | 1-5/8   | 3/4   | 1.36               |
| 8171-025SR  | 2-1/2 | 4-7/8   | 3-7/8   | 5-1/4   | 3-13/16 | 1-11/16 | 1     | 1.90               |
| 8171-030SR  | 3     | 5-1/2   | 4-1/2   | 6       | 4-9/16  | 2-3/16  | 1     | 2.78               |
| 8171-040SR  | 4     | 5       | 4       | 7-1/2   | 5-1/2   | 1-1/4   | 1-1/4 | 3.60               |
| 8171-060SR  | 6     | 4-31/32 | 4-1/16  | 10-1/16 | 7-11/16 | 1/16    | 1-1/4 | 5.74               |

**NEW STYLE - TANK ADAPTER**

Fipt x Fipt

Dimensions Also Applicable  
 to 8172E-XXX & 8172V-XXX

150 psi @ 73°F



| Part Number | Size  | L       | L1      | M       | M1      | N       | R     | Approx. Wt. (Lbs.) |
|-------------|-------|---------|---------|---------|---------|---------|-------|--------------------|
| 8172-002    | 1/4   | 2-1/2   | 1-13/16 | 1-1/2   | 1-1/16  | 1-5/16  | 1/2   | .10                |
| 8172-003    | 3/8   | 2-1/2   | 1-13/16 | 1-5/8   | 1-3/16  | 1-3/8   | 1/2   | .13                |
| 8172-005    | 1/2   | 2-15/16 | 2-3/16  | 2-1/16  | 1-3/16  | 1-13/32 | 5/8   | .23                |
| 8172-007    | 3/4   | 2-15/16 | 2-15/32 | 2-1/4   | 1-5/8   | 1-1/2   | 5/8   | .25                |
| 8172-010    | 1     | 3-5/16  | 2-13/16 | 2-5/8   | 1-31/32 | 1-1/4   | 5/8   | .36                |
| 8172-012    | 1-1/4 | 3-13/32 | 2-27/32 | 3-3/32  | 2-5/16  | 1-17/32 | 5/8   | .50                |
| 8172-015    | 1-1/2 | 3-19/32 | 3-1/16  | 3-19/32 | 2-21/32 | 1-11/16 | 5/8   | .68                |
| 8172-020    | 2     | 4-1/8   | 3-1/4   | 4-7/8   | 3-1/4   | 2-3/16  | 3/4   | 1.34               |
| 8172-025    | 2-1/2 | 4-7/8   | 3-7/8   | 5-1/4   | 3-13/16 | 2-1/4   | 1     | 1.91               |
| 8172-030    | 3     | 5-1/2   | 4-1/2   | 6       | 4-9/16  | 2-11/16 | 1     | 2.80               |
| 8172-040    | 4     | 5       | 4       | 7-1/2   | 5-1/2   | 2       | 1-1/4 | 3.53               |
| 8172-060    | 6     | 5       | 4-3/16  | 9-7/8   | 7-31/32 | 1-5/32  | 1-1/4 | 5.90               |

**Schedule 80 PVC Technical Information**  
**Schedule 80 Tank Adapters**

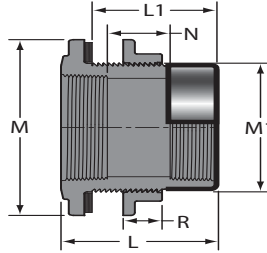


**NEW STYLE - TANK ADAPTER**

Fipt x SR Fipt


Dimensions Also Applicable to 8172E-XXXSR & 8172V-XXXSR

150 psi @ 73°F



| Part Number | Size  | L       | L1      | M       | M1      | N       | R     | Approx. Wt. (Lbs.) |
|-------------|-------|---------|---------|---------|---------|---------|-------|--------------------|
| 8172-002SR  | 1/4   | 2-1/2   | 1-7/8   | 1-9/16  | 1-1/16  | 1-5/16  | 1/2   | .12                |
| 8172-003SR  | 3/8   | 2-1/2   | 1-13/16 | 1-5/8   | 1-3/16  | 1-3/8   | 1/2   | .14                |
| 8172-005SR  | 1/2   | 2-15/16 | 2-3/16  | 2-1/16  | 1-7/32  | 1-13/32 | 5/8   | .24                |
| 8172-007SR  | 3/4   | 2-15/16 | 2-15/32 | 2-1/4   | 1-5/8   | 1-3/16  | 5/8   | .26                |
| 8172-010SR  | 1     | 3-15/16 | 2-19/32 | 2-5/8   | 1-31/32 | 1-1/4   | 5/8   | .38                |
| 8172-012SR  | 1-1/4 | 3-13/32 | 2-27/32 | 3-3/32  | 2-5/16  | 1-17/32 | 5/8   | .50                |
| 8172-015SR  | 1-1/2 | 3-5/8   | 2-13/16 | 3-5/8   | 2-11/16 | 1-3/4   | 5/8   | .73                |
| 8172-020SR  | 2     | 4-1/8   | 3-1/4   | 4-27/32 | 3-1/32  | 2-1/8   | 3/4   | 1.34               |
| 8172-025SR  | 2-1/2 | 4-7/8   | 3-7/8   | 5-1/4   | 3-13/16 | 2-1/4   | 1     | 1.97               |
| 8172-030SR  | 3     | 5-15/32 | 4-17/32 | 5-31/32 | 4-17/32 | 2-21/32 | 1     | 2.87               |
| 8172-040SR  | 4     | 5       | 4       | 7-1/2   | 5-1/2   | 2       | 1-1/4 | 3.61               |



| TANK ADAPTER GASKET SECTION   | SIZE  | O.D.* | I.D.* | T    |
|---|-------|-------|-------|------|
|  | 1/4   | 1.49  | 0.99  | 1/4  |
|   | 3/8   | 1.62  | 1.12  | 1/4  |
|   | 1/2   | 1.98  | 1.41  | 1/4  |
|   | 3/4   | 2.20  | 1.57  | 1/4  |
|   | 1     | 2.60  | 1.90  | 1/4  |
|   | 1-1/4 | 3.04  | 2.23  | 1/4  |
|   | 1-1/2 | 3.54  | 2.57  | 1/4  |
|   | 2     | 4.76  | 3.15  | 1/4  |
|   | 2-1/2 | 5.13  | 3.70  | 1/4  |
|   | 3     | 5.86  | 4.39  | 1/4  |
|   | 4     | 7.34  | 5.31  | 1/4  |
|   | 6     | 9.85  | 7.95  | 3/16 |
|   | 8     | 12.70 | 9.94  | 3/8  |

| New Style Tank Adapter Gasket & Hole Size Requirements |                               |  |                                      |
|--|-------------------------------|--|--------------------------------------|
| Tank Adapter Size                                      | Recommended Minimum Hole Size | Minimum Inside Curvature Radius (inches) | Maximum Tank Wall Thickness (inches) |
| 1/4  | 1-1/16                        | 2.50                                     | .50                                  |
| 3/8  | 1-3/16                        | 3.00                                     | .50                                  |
| 1/2  | 1-1/2                         | 4.00                                     | .75                                  |
| 3/4  | 1-3/4                         | 5.00                                     | .75                                  |
| 1  | 2                             | 7.00                                     | .86                                  |
| 1-1/4  | 2-3/8                         | 9.50                                     | .86                                  |
| 1-1/2  | 2-3/4                         | 12.00                                    | .86                                  |
| 2  | 3-3/8                         | 18.50                                    | 1.19                                 |
| 2-1/2  | 3-7/8                         | 23.50                                    | 1.50                                 |
| 3  | 4-5/8                         | 32.50                                    | 2.00                                 |
| 4  | 5-1/2                         | 43.50                                    | 1.25                                 |
| 6  | 8                             | 79.50                                    | 2.06                                 |
| 8  | 10-3/8                        | 98.00                                    | 4.25                                 |

\* Both outside and inside dimensions are +/- .01 to .03 shore hardness 50-60



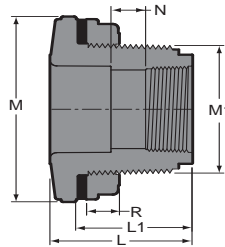
Schedule 80 PVC Technical Information  
**Schedule 80 Tank Adapters**

**OLD STYLE - TANK ADAPTER**

Socket x Fipt

Dimensions Also Applicable to 871E-XXX

150 psi @ 73°F



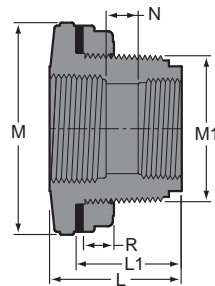
| Part Number | Size  | L       | L1      | M       | M1      | N     | R      | Approx. Wt. (Lbs.) |
|-------------|-------|---------|---------|---------|---------|-------|--------|--------------------|
| 871-005     | 1/2   | 2-27/32 | 2-11/32 | 2-9/32  | 1-9/32  | 1-3/8 | 5/8    | .24                |
| 871-007     | 3/4   | 2-23/32 | 2-7/32  | 2-1/2   | 1-5/8   | 29/32 | 5/8    | .30                |
| 871-010     | 1     | 2-25/32 | 2-1/8   | 2-13/16 | 1-7/8   | 25/32 | 21/32  | .34                |
| 871-012     | 1-1/4 | 3-1/8   | 2-7/16  | 3-29/32 | 2-11/32 | 27/32 | 5/8    | .64                |
| 871-015     | 1-1/2 | 3-5/32  | 2-21/32 | 3-29/32 | 2-11/32 | 3/4   | 5/8    | .55                |
| 871-020     | 2     | 3-3/16  | 2-17/32 | 4-31/32 | 3-15/32 | 13/16 | 3/4    | 1.33               |
| 871-030     | 3     | 4-19/32 | 3-13/16 | 6-7/16  | 4-15/32 | 31/32 | 1-3/16 | 2.47               |
| 871-040     | 4     | 4-7/16  | 3-23/32 | 7-7/16  | 5-1/2   | 1/2   | 1-1/4  | 3.17               |

**OLD STYLE - TANK ADAPTER**

Fipt x Fipt

Dimensions Also Applicable to 872E-XXX

150 psi @ 73°F



| Part Number | Size  | L       | L1      | M       | M1      | N       | R      | Approx. Wt. (Lbs.) |
|-------------|-------|---------|---------|---------|---------|---------|--------|--------------------|
| 872-005     | 1/2   | 2-27/32 | 2-11/32 | 2-9/32  | 1-9/32  | 1-13/32 | 5/8    | .24                |
| 872-007     | 3/4   | 2-23/32 | 2-1/4   | 2-1/2   | 1-5/8   | 1-5/32  | 5/8    | .31                |
| 872-010     | 1     | 2-25/32 | 2-5/16  | 2-13/16 | 1-7/8   | 25/32   | 5/8    | .36                |
| 872-012     | 1-1/4 | 3-1/8   | 2-5/8   | 3-27/32 | 2-11/32 | 1-1/8   | 5/8    | .67                |
| 872-015     | 1-1/2 | 3-1/8   | 2-5/8   | 3-29/32 | 2-11/32 | 1-1/16  | 5/8    | .58                |
| 872-020     | 2     | 3-5/32  | 2-3/8   | 5-1/16  | 3-7/16  | 1-5/32  | 3/4    | 1.35               |
| 872-030     | 3     | 4-19/32 | 3-13/16 | 6-7/16  | 4-15/32 | 1-11/32 | 1-3/16 | 2.56               |
| 872-040     | 4     | 4-7/16  | 3-1/2   | 7-1/2   | 5-1/2   | 15/16   | 1-1/4  | 3.34               |

Schedule 80 PVC Technical Information  
**Schedule 80 Tank Adapters**



| TANK ADAPTER GASKET SECTION |       |       |       |      | Old Style Tank Adapter Gasket & Hole Size Requirements |                               |  |                                      |
|-----------------------------|-------|-------|-------|------|--|-------------------------------|--|--------------------------------------|
|                             | SIZE  | O.D.* | I.D.* | T    | Tank Adapter Size                                      | Recommended Minimum Hole Size | Minimum Inside Curvature Radius (inches) | Maximum Tank Wall Thickness (inches) |
|                             | 1/2   | 2.25  | 1.33  | 3/16 | 1/2  | 1-3/8                         | 3.88                                     | 1.06                                 |
|                             | 3/4   | 2.49  | 1.69  | 3/16 | 3/4  | 1-3/4                         | 5.00                                     | 1.06                                 |
|                             | 1     | 2.79  | 1.94  | 3/16 | 1  | 2                             | 6.12                                     | 1.06                                 |
|                             | 1-1/4 | 3.81  | 2.39  | 3/16 | 1-1/4  | 2-7/16                        | 10.75                                    | 1.34                                 |
|                             | 1-1/2 | 3.81  | 2.39  | 3/16 | 1-1/2  | 2-7/16                        | 10.75                                    | 1.34                                 |
|                             | 2     | 4.89  | 3.51  | 3/16 | 2  | 3-9/16                        | 18.50                                    | 1.16                                 |
|                             | 3     | 6.30  | 4.49  | 3/16 | 3  | 4-9/16                        | 31.00                                    | 1.75                                 |
|                             | 4     | 7.33  | 5.50  | 3/16 | 4  | 5-9/16                        | 42.75                                    | 1.81                                 |

\* Both outside and inside dimensions are +/- .03 shore hardness 65-70

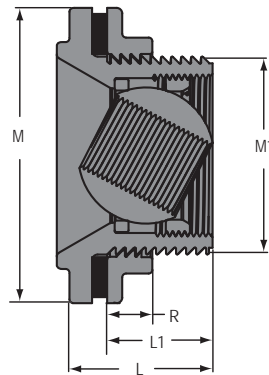


**SELF ALIGNING TANK ADAPTER**

Fipt

Dimensions Also Applicable to 8172ESA-XXX & 8172VSA-XXX

75 psi @ 73°F



| Part Number | Size | L       | L1    | M     | M1     | R     | Approx. Wt. (Lbs.) |
|-------------|------|---------|-------|-------|--------|-------|--------------------|
| 8172SA-010  | 1    | 2-9/16  | 1-3/4 | 4-7/8 | 3-1/4  | 3/4   | 1.11               |
| 8172SA-020  | 2    | 2-11/16 | 1-3/4 | 6     | 4-9/16 | 1     | 1.99               |
| 8172SA-030  | 3    | 3-1/4   | 2-1/4 | 7-1/2 | 5-1/2  | 1-1/4 | 2.61               |